


# ChemComm

## Accepted Manuscript

This article can be cited before page numbers have been issued, to do this please use: J. Lutz, O. Shishkan, M. Zamfir, M. A. Gauthier and H. Börner, *Chem. Commun.*, 2013, DOI: 10.1039/C3CC47807F.



This is an *Accepted Manuscript*, which has been through the RSC Publishing peer review process and has been accepted for publication.

*Accepted Manuscripts* are published online shortly after acceptance, which is prior to technical editing, formatting and proof reading. This free service from RSC Publishing allows authors to make their results available to the community, in citable form, before publication of the edited article. This *Accepted Manuscript* will be replaced by the edited and formatted *Advance Article* as soon as this is available.

To cite this manuscript please use its permanent Digital Object Identifier (DOI®), which is identical for all formats of publication.

More information about *Accepted Manuscripts* can be found in the [Information for Authors](#).

Please note that technical editing may introduce minor changes to the text and/or graphics contained in the manuscript submitted by the author(s) which may alter content, and that the standard [Terms & Conditions](#) and the [ethical guidelines](#) that apply to the journal are still applicable. In no event shall the RSC be held responsible for any errors or omissions in these *Accepted Manuscript* manuscripts or any consequences arising from the use of any information contained in them.

Cite this: DOI: 10.1039/C3CC47807F

www.rsc.org/xxxxxx

**ARTICLE TYPE****Complex Single-chain Polymer Topologies locked by Positionable Twin Disulfide Cyclic Bridges.**Olga Shishkan,<sup>a</sup> Mirela Zamfir,<sup>a</sup> Marc Andre Gauthier,<sup>b</sup> Hans G. Börner,<sup>c</sup> and Jean-François Lutz<sup>a\*</sup>

Received (in XXX, XXX) Xth XXXXXXXXX 20XX, Accepted Xth XXXXXXXXX 20XX

DOI: 10.1039/b000000x

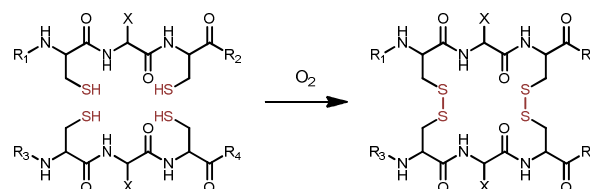
Oligomers containing the peptide sequence cysteine-*any*-cysteine (CXC) were attached, at specific locations, to a linear chain of polystyrene. The polymer-bound peptide motifs were then oxidized in dilute conditions to afford a complex bio-hybrid bi-cyclic topology via intramolecular twin disulfide bridge formation.

It is well known that stereoregular biopolymers such as proteins and RNA fold into compact, ordered conformations exhibiting precise functions.<sup>1</sup> The simplest features of biopolymer folding have been recreated in laboratory conditions using foldamers that are, in most cases, monodisperse stereoregular oligomers.<sup>2</sup> In contrast, atactic polymer chains typically adopt random coil conformations in dilute solution. However, it has been shown in recent years that amorphous random coils can nevertheless be constrained into more defined structures by means of intramolecular chemistry.<sup>3</sup> For example, single-chain globular nanoparticles can be obtained by random intramolecular covalent crosslinking, as shown by Hawker and others.<sup>4</sup> Single-chain globular compaction can also be obtained using cooperative non-covalent interactions as first introduced by Meijer and co-workers.<sup>5</sup> This approach is versatile and allows isotropic<sup>5</sup> or directional<sup>6</sup> compaction of random coils. Thus, although relying on atactic backbones, interesting secondary or pseudo-tertiary structures have been described.<sup>6-7</sup>

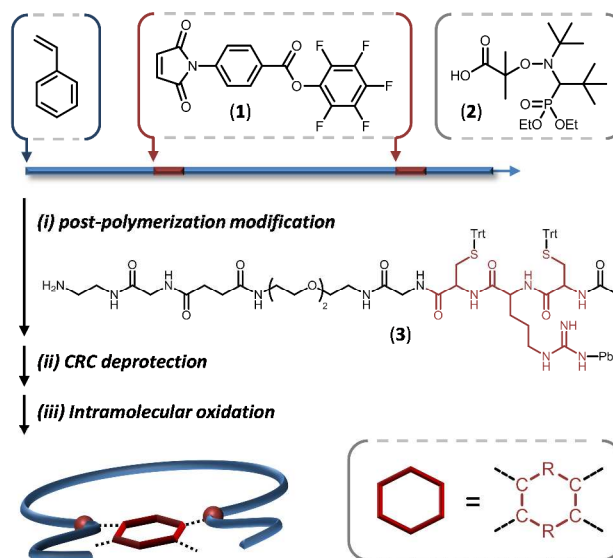
The Lutz group has recently extended the effort to create more precisely defined and folded synthetic macromolecules by placing covalent bridges at specific positions along the polymer chain.<sup>8</sup> This strategy is inspired by natural proteins, which employ precisely positioned covalent bridges, such as disulfide bonds, to reduce their conformational space. In this approach, reactive groups are positioned at specific locations along the polymer backbone using a sequence-controlled polymerization process.<sup>9</sup> For instance, the controlled radical copolymerization of styrene with functional *N*-substituted maleimides was used to synthesize such reactive precursors.<sup>10</sup> This method does not lead to perfectly sequence-defined polymers but allows inclusion of discrete functional patches in atactic polystyrene chains. These local reactive groups are subsequently reacted intramolecularly to form precisely folded polymer topologies. For example, positionable covalent bridges formed by intramolecular azide-alkyne 1,3-dipolar Huisgen cycloaddition, alkyne-alkyne Glaser coupling or amine/activated ester chemistry have been described.<sup>8</sup>

The positionable crosslinks reported to date are permanent

covalent bonds which, unlike those found in proteins, are not dynamic and do not respond to environmental conditions. In the present work, a redox-responsive cyclic peptide was exploited to form complex bio-hybrid macromolecular topologies. Gauthier, Leroux and co-workers have recently reported that the short tripeptide cysteine-*any*-cysteine (CXC) is of strong interest for folding peptides into multicyclic species.<sup>11</sup> Indeed, as shown in Scheme 1, CXC motifs can be easily oxidized into a 22-membered cyclic dimer closed by two disulfide bridges. Interestingly, the dimer formation is specific, orthogonal to single-cysteine residues,<sup>11</sup> and highly favored as compared to oligomerization.<sup>12</sup>



**Scheme 1.** Oxidation of two CXC motifs into a twin disulfide cycle. For clarity, only the parallel adduct is displayed.



**Fig. 1.** General strategy studied in the present work for folding well-defined linear polymers, prepared by sequence-controlled nitroxide mediated copolymerization, into defined bicyclic topologies. Experimental conditions: (i) RT, NMP, (ii) TFA, (iii) O<sub>2</sub>, RT, NMP.

**Table 1.** Kinetic data recorded for the nitroxide mediated copolymerization of styrene with pentafluorophenyl 4-maleimidobenzoate **1**.<sup>a</sup>

	Alk. <sup>b</sup>	$t_{\text{add } 1}$ [min] <sup>c</sup>	$t_{\text{add } 2}$ [min] <sup>c</sup>	$t_1$ [min] <sup>d</sup>	conv. <sub>s</sub> at $t_1$ <sup>e</sup>	conv. <sub>s</sub> at $t_{\text{add } 2}$ <sup>e</sup>	$t_2$ [min] <sup>f</sup>	conv. <sub>s</sub> at $t_2$ <sup>e</sup>	$t_{\text{end}}$ [min] <sup>g</sup>	conv. <sub>s</sub> at $t_{\text{end}}$ <sup>e</sup>	$M_n^h$	$M_{n \text{ theo}}^i$	$M_w/M_n^h$
<b>P1</b>	<b>2</b>	0 (1 Eq.)	46 (1 Eq.)	6	0.12	0.51	52	0.54	100	0.70	9070	8440	1.16
<b>P2</b>	<b>2</b>	0 (1 Eq.)	75 (1 Eq.)	8	0.17	0.63	84	0.68	115	0.71	9930	8540	1.14
<b>P3</b>	<b>2</b>	0 (1 Eq.)	163 (1 Eq.)	14	0.09	0.63	175	0.64	185	0.69	8640	8330	1.13
<b>P4</b>	<b>2</b>	21 (1 Eq.)	71 (1 Eq.)	30	0.32	0.55	80	0.59	124	0.72	9250	8650	1.16
<b>P5</b>	<b>4</b>	-	60 (2 Eq.)	-	-	0.48	71	0.55	90	0.60	8520	7670	1.18

<sup>a</sup> Experimental conditions: styrene/anisole 2/1 v/v, 120°C in all cases except for Entry 3 at 115°C; [Styrene]/[Alk] = 100:1; <sup>b</sup> Alk. Means alkoxyamine; <sup>c</sup> Times at which the first and second addition of **1** were performed. The molar equivalents in brackets indicate the added amount of **1**. <sup>d</sup> Time at which full conversion of **1** was observed after the first addition. <sup>e</sup> Styrene conversions calculated from <sup>1</sup>H NMR spectra; <sup>f</sup> Time at which full conversion of **1** was observed after the second addition. <sup>g</sup> Final polymerization time; <sup>h</sup> Measured by SEC in THF; <sup>i</sup>  $M_{n \text{ theo}} = M_{\text{Alk}} + M_{\text{S}} \cdot \text{conv.}_s \cdot [S]/[\text{Alk}] + M_{\text{T}} \cdot \text{conv.}_1 [1]/[\text{Alk}]$ .

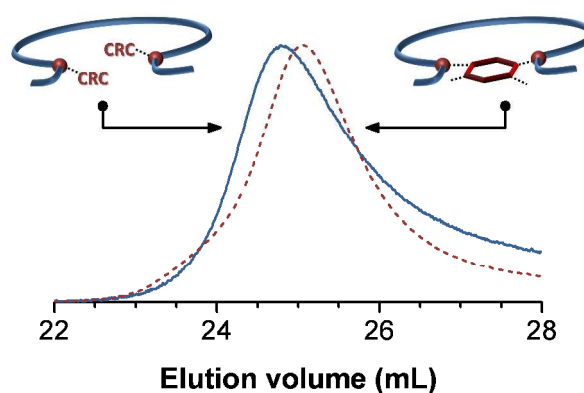
5 It was therefore tempting to investigate CXC motifs for preparing multicyclic synthetic polymers. In the present study, an oligomer containing the cysteine-arginine-cysteine (CRC) sequence was attached at specific locations on atactic polystyrene backbones and used to form intramolecular covalent bridges. A four step  
10 strategy was studied to prepare the bio-hybrid bi-cyclic topologies, as depicted in Fig. 1. Well-defined reactive precursors were first synthesized by sequence-controlled copolymerization of styrene with pentafluorophenyl 4-maleimidobenzoate **1**. It was shown in a previous study that the latter monomer can be  
15 positioned at chosen locations along polystyrene chains.<sup>13</sup> After polymerization, the activated pentafluorophenyl ester functions of the sequence-controlled copolymer were reacted with the terminal primary amine function of the protected CRC tripeptide derivative **3**. The obtained conjugates were then deprotected and  
20 oxidized in dilute solution. The folded polymers were characterized by SEC – one of the most widely used techniques to characterize the change of hydrodynamic volume that occurs when linear polymers are intramolecularly compacted.<sup>14</sup> In general, cyclic polymer topologies exhibit smaller hydrodynamic  
25 radius (i.e. higher elution volumes) than linear analogues of comparable molecular weight.<sup>15</sup>

Five sequence-controlled copolymers of styrene and **1** were prepared by nitroxide mediated polymerization (Table 1). In most experiments, the commercial alkoxyamine BlocBuilder MA<sup>®</sup> **2**  
30 was used to initiate and control the radical copolymerization. Two local pentafluorophenyl ester functional sites were included in the chains by adding one molar equivalent of **1** twice during the polymerization of a large excess of styrene. This simple kinetic method allows placement of reactive groups virtually  
35 anywhere along the growing polymer chain.<sup>10e</sup> Alternatively, symmetric microstructures were synthesized using a bifunctional alkoxyamine (**4** in ESI). In this case, the polystyrene chains grow simultaneously in two directions, and therefore two molar equivalents of **1** are added at a given time of the polymerization  
40 to afford two individual functional sites.<sup>8a</sup> In all cases, monitoring of the copolymerization kinetics by <sup>1</sup>H NMR spectroscopy (Figures S1-S5, ESI) evidenced the precise incorporation of **1** in narrow regions of the formed polystyrene chains. Moreover, after purification and isolation, the synthesized copolymers exhibited  
45 narrow molecular weight distributions and controlled molecular weights in agreement with theoretical predictions (Table 1). The presence of pentafluorophenyl ester groups on the purified copolymers was also confirmed by <sup>19</sup>F NMR spectroscopy (data not shown) via the characteristic peaks at -153, -159 and -163

50 ppm.

The sequence-controlled copolymers were then reacted with CRC oligomer **3** by activated ester/amide chemistry.<sup>16</sup> The quantitative conversion of the pentafluorophenyl ester groups of the copolymers into secondary amides was confirmed by FT-IR,  
55 <sup>1</sup>H NMR and <sup>19</sup>F NMR spectroscopy. In all cases, the characteristic signals of the pentafluorophenyl moieties could not be detected anymore in the <sup>19</sup>F NMR spectra of the modified polymers, and FT-IR clearly evidenced the formation of amide bonds. In addition, the signal due to the aromatic protons of  
60 pentafluorophenyl 4-succinimidobenzoate at 8.2 ppm fully vanished from all <sup>1</sup>H NMR spectra and was replaced by a new signal at 7.8 ppm as well as other peaks characteristic of the CRC moieties (Figure S6, ESI).

The formed CRC-polymer conjugates were also characterized  
65 by size exclusion chromatography (SEC) in THF, CH<sub>2</sub>Cl<sub>2</sub> and DMF; the last two solvents being the most appropriate for solubilizing these chemically heterogeneous macromolecules. For instance, Figure S7 shows typical chromatograms obtained by DMF SEC before and after conjugation with **3**. An apparent  
70 molecular weight increase of about 3300 g·mol<sup>-1</sup> was observed and roughly corresponds to the attachment of 2 units of **3** per copolymer.



75 **Fig. 2.** SEC chromatograms recorded in CH<sub>2</sub>Cl<sub>2</sub> before (blue trace) and after (red trace) double cyclization by oxidation. These measurements correspond to polymers derived from precursor **P3** in Table 1.

In a subsequent step, removal of the protecting groups present on the CRC-polymer was achieved with TFA and confirmed by  
80 <sup>1</sup>H NMR spectroscopy (Figure S8). For instance, signals due to the trityl protecting groups of the cysteine residues fully vanished at 7.41 and 7.26 ppm and a positive Ellman's test confirmed the

presence of free thiol groups on the obtained polymers.

From their fully deprotected state, the polymers were allowed to fold spontaneously by incubation as a dilute solution in NMP saturated with air (by bubbling). The folding process was monitored by SEC in CH<sub>2</sub>Cl<sub>2</sub>, <sup>1</sup>H NMR spectroscopy and by Ellman's test. The SEC chromatograms clearly evidenced intramolecular cyclization (Fig. 2). Indeed, after oxidation, the polymers were detected at higher elution volume than the parent CRC-polymer conjugates. As mentioned above, such a shift in elution volume is characteristic of a hydrodynamic volume reduction due to intramolecular cyclization.<sup>14</sup> It should be however noted that a small fraction of the chains may not be folded as shown in Fig. 1. Due to chain-to-chain deviations in composition that are inherent to our sequence-controlled copolymerization method,<sup>10e</sup> some chains can be monofunctionalized and may not fold. In addition, intermolecular reactions may occur during the oxidation step. However, only small high molecular weight shoulders were observed in these experiments, thus suggesting a limited amount of defects due to intermolecular CRC dimerization. Furthermore, Ellman's tests were negative, thus confirming the disappearance of the free thiol functions. All these experimental results account for the formation of complex cyclized topologies. It should however be noted that both parallel and antiparallel CRC dimerization may occur in these systems, but these could not be distinguished experimentally. Nevertheless, the double cyclic topology of these folded macromolecules can be precisely controlled. Indeed, the sequence controlled copolymerization approach, used for the synthesis of the linear precursors, allows control over ring size and external arms sizes. Intramolecular cyclization was clearly observed for precursors with diverse microstructures (Figure S9 in ESI).

## Conclusions

In summary, twin disulfide 22-membered rings were studied as positionable bridges for the guided folding of atactic polystyrene chains. Complex bio-hybrid bi-cyclic topologies were obtained by reacting intramolecularly linear precursors containing positionable CRC motifs. Efficient and reagent free folding was observed in all studied cases. In particular, in the studied conditions, intramolecular cyclization was found to be favored as compared to intermolecular reactions. These results confirm that CXC oligomers are highly specific self-associating motifs and emphasize the relevance of these tripeptides for advanced macromolecular engineering. This study also paves the way for designing future water soluble multi-cyclic bio-hybrids,<sup>17</sup> e.g. for enhancing the therapeutic potential of peptide drugs.<sup>18</sup>

## Notes and references

<sup>a</sup> Precision Macromolecular Chemistry Group, Institut Charles Sadron, 23 rue du Loess, BP84047, 67034 Strasbourg Cedex 2, France. Fax: +33 3 88 41 40 99; Tel: + 33 88 41 40 16; E-mail: jflutz@unistra.fr

<sup>b</sup> Institut National de la Recherche Scientifique, Energie, Matériaux, Télécommunications Research Center, 1650 boul. Lionel-Boulet, Varennes (Québec) J3X 1S2, Canada.

<sup>c</sup> Humboldt-Universität zu Berlin, Department of Chemistry / Laboratory for Organic Synthesis of Functional Systems, Brook-Taylor-Str. 2, 12489 Berlin, Germany.

- † Electronic Supplementary Information (ESI) available: Experimental part, Figures S1-S9. See DOI: 10.1039/b000000x/  
‡ The research leading to these results has received funding from the European Research Council under the European Union's Seventh Framework Program (FP7/2007-2013) / ERC grant agreement n°258593. O. S. is supported by a grant of the University of Strasbourg. J.F.L. also thanks the CNRS, the icFRC and the LabEx CSC for financial support. The authors acknowledge Katharina Linkert (Humboldt University) for the synthesis of the CRC oligomer **3**, Laurence Oswald (Institut Charles Sadron) for the synthesis of the bifunctional alkoxyamine **4** as well as Odile Gavot and Catherine Foussat (Institut Charles Sadron) for the SEC measurements.
- a) M. Ouchi, N. Badi, J.-F. Lutz, M. Sawamoto, *Nat. Chem.*, 2011, **3**, 917; b) H. G. Börner, *Prog. Polym. Sci.*, 2009, **34**, 811.
  - a) G. Guichard and I. Huc, *Chem. Commun.*, 2011, **47**, 5933; b) E. Yashima, K. Maeda, H. Iida, Y. Furusho, K. Nagai, *Chem. Rev.*, 2009, **109**, 6102.
  - a) J.-F. Lutz, *Kobunshi*, 2013, **62**, 509; b) D. E. Lonsdale and M. J. Monteiro, *Chem. Commun.*, 2010, **46**, 7945; c) N. Sugai, H. Heguri, T. Yamamoto, Y. Tezuka, *J. Am. Chem. Soc.*, 2011, **133**, 19694; d) T. Yamamoto and Y. Tezuka, *Polym. Chem.*, 2011, **2**, 1930.
  - a) E. Harth, B. Van Horn, V. Y. Lee, D. S. Germack, C. P. Gonzales, R. D. Miller, C. J. Hawker, *J. Am. Chem. Soc.*, 2002, **124**, 8653; b) B. S. Murray and D. A. Fulton, *Macromolecules*, 2011, **44**, 7242; c) O. Altintas and C. Barner-Kowollik, *Macromol. Rapid Commun.*, 2012, **33**, 958; d) B. T. Tuten, D. M. Chao, C. K. Lyon, E. B. Berda, *Polym. Chem.*, 2012, **3**, 3068; e) P. T. Dirlam, H. J. Kim, K. J. Arrington, W. J. Chung, R. Sahoo, L. J. Hill, P. J. Costanzo, P. Theato, K. Char, J. Pyun, *Polym. Chem.*, 2013, **4**, 3765.
  - E. B. Berda, E. J. Foster, E. W. Meijer, *Macromolecules*, 2010, **43**, 1430.
  - T. Mes, R. van der Weegen, A. R. A. Palmans, E. W. Meijer, *Angew. Chem., Int. Ed.*, 2011, **50**, 5085.
  - a) T. Terashima, T. Mes, T. F. A. De Greef, M. A. J. Gillissen, P. Besenius, A. R. A. Palmans, E. W. Meijer, *J. Am. Chem. Soc.*, 2011, **133**, 4742; b) N. Giuseppone and J.-F. Lutz, *Nature*, 2011, **473**, 40; c) N. Hosono, M. A. J. Gillissen, Y. Li, S. S. Sheiko, A. R. A. Palmans, E. W. Meijer, *J. Am. Chem. Soc.*, 2013, **135**, 501; d) J. Romulus and M. Weck, *Macromol. Rapid Commun.*, 2013, n/a.
  - a) B. V. K. J. Schmidt, N. Fechner, J. Falkenhagen, J.-F. Lutz, *Nat. Chem.*, 2011, **3**, 234; b) M. Zamfir, P. Theato, J.-F. Lutz, *Polym. Chem.*, 2012, **3**, 1796.
  - a) J.-F. Lutz, M. Ouchi, D. R. Liu, M. Sawamoto, *Science*, 2013, **341**, 628; b) N. Badi and J.-F. Lutz, *Chem. Soc. Rev.*, 2009, **38**, 3383; c) J.-F. Lutz, *Nature Chem.*, 2010, **2**, 84; d) J.-F. Lutz, *Polym. Chem.*, 2010, **1**, 55.
  - a) S. Pfeifer and J.-F. Lutz, *J. Am. Chem. Soc.*, 2007, **129**, 9542; b) S. Pfeifer and J.-F. Lutz, *Chem. Eur. J.*, 2008, **14**, 10949; c) J.-F. Lutz, B. V. K. J. Schmidt, S. Pfeifer, *Macromol. Rapid Commun.*, 2011, **32**, 127; d) M. Zamfir and J.-F. Lutz, *Nat Commun.*, 2012, 1138; e) J.-F. Lutz, *Acc. Chem. Res.*, 2013.
  - C. Wu, J.-C. Leroux, M. A. Gauthier, *Nat Chem*, 2012, **4**, 1044.
  - M. Rauschenberg, S. Bomke, U. Karst, B. J. Ravoo, *Angew. Chem., Int. Ed.*, 2010, **49**, 7340.
  - a) R. Kakuchi, M. Zamfir, J.-F. Lutz, P. Theato, *Macromol. Rapid Commun.*, 2012, **33**, 54; b) M. Zamfir and J. F. Lutz, in *Progress in Controlled Radical Polymerization: Materials and Applications*, American Chemical Society, 2012, vol. 1101, pp. 1.

Chemical Communications Accepted Manuscript

14. a) B. A. Laurent and S. M. Grayson, *Chem. Soc. Rev.*, 2009, **38**, 2202; b) H. R. Kricheldorf, *J. Polym. Sci. Part A: Polym. Chem.*, 2010, **48**, 251; c) D. E. Lonsdale, C. A. Bell, M. J. Monteiro, *Macromolecules*, 2010, **43**, 3331.
15. a) R. Borsali, S. Lecommandoux, R. Pecora, H. Benoit, *Macromolecules*, 2001, **34**, 4229; b) S. Lecommandoux, R. Borsali, M. Schappacher, A. Deffieux, T. Narayanan, C. Rochas, *Macromolecules*, 2004, **37**, 1843.
16. P. Theato, *J. Polym. Sci. Part A: Polym. Chem.*, 2008, **46**, 6677.
17. a) S. Srichan, L. Oswald, M. Zamfir, J.-F. Lutz, *Chem. Commun.*, 2012, **48**, 1517; b) S. Srichan, D. Chan-Seng, J.-F. Lutz, *Acs Macro Lett.*, 2012, **1**, 589.
18. J.-F. Lutz and H. G. Borner, *Prog. Polym. Sci.*, 2008, **33**, 1.

## 15 Table of contents entry

Double cyclic polymer topologies were prepared by intramolecular folding of sequence-controlled linear precursors containing precisely positioned self-associating cysteine-arginine-cysteine peptide motifs.

20

